

### AND THE HIGH-TECH INDUSTRY

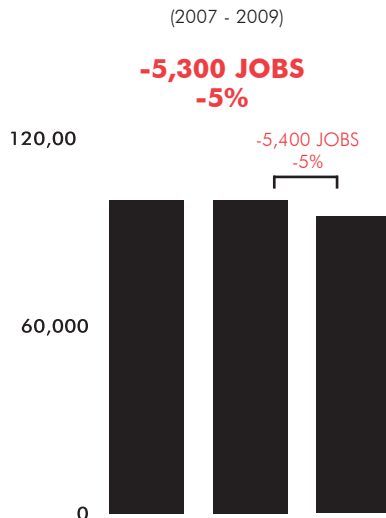


<b>JOBS</b>	<b>95,047</b>
<b>ESTABLISHMENTS</b>	<b>4,964</b>
<b>PAYROLL</b>	<b>\$8.2 B</b>
<b>AVERAGE WAGE</b>	<b>\$86,413</b>
AVERAGE PRIVATE SECTOR WAGE	\$49,367
ORANGE COUNTY'S UNEMPLOYMENT RATE	10.9%

#### METROPOLITAN RANKINGS

**14TH** IN HIGH-TECH EMPLOYMENT  
**50TH** IN HIGH-TECH JOB GROWTH

#### HIGH-TECH EMPLOYMENT TRENDS

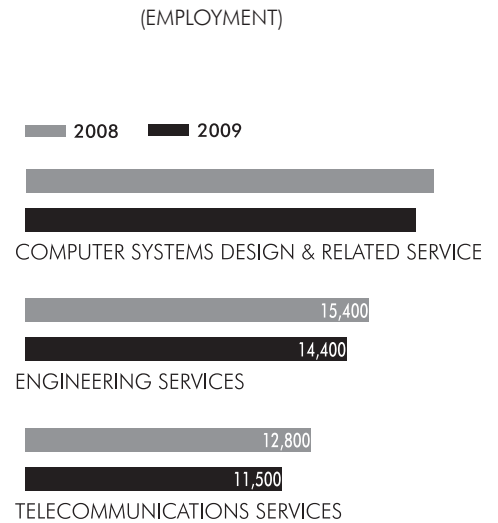


**77**  
**OF EVERY**  
**1,000**  
**PRIVATE SECTOR**  
**WORKERS IN**  
**ORANGE**  
**COUNTY**  
**ARE EMPLOYED**  
**BY HIGH-TECH**  
**FIRMS**

#### METROPOLITAN RANKINGS

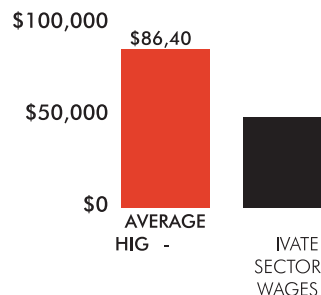
**21ST** IN HIGH-TECH EMP. CONCENTRATION  
**21ST** IN HIGH-TECH AVERAGE WAGE

#### LEADING HIGH-TECH INDUSTRY SECTORS



#### HIGH-TECH WAGE DIFFERENTIAL

**75%** DIFFERENTIAL OF HIGH-TECH WAGES COMPARED TO ALL PRIVATE SECTOR JOBS



Select data are rounded.

ORANGE COUNTY, CA = CALIFORNIA: Orange County

Source: U.S. Bureau of Labor Statistics