

## AND THE HIGH-TECH INDUSTRY

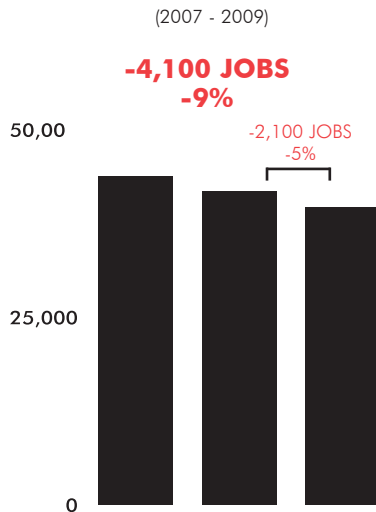


<b>JOBS</b>	<b>39,698</b>
<b>ESTABLISHMENTS</b>	<b>1,905</b>
<b>PAYROLL</b>	<b>\$3.4 B</b>
<b>AVERAGE WAGE</b>	<b>\$86,013</b>
AVERAGE PRIVATE SECTOR WAGE	\$43,123
SACRAMENTO'S UNEMPLOYMENT RATE	11.2%

### METROPOLITAN RANKINGS

**30TH** IN HIGH-TECH EMPLOYMENT  
**46TH** IN HIGH-TECH JOB GROWTH

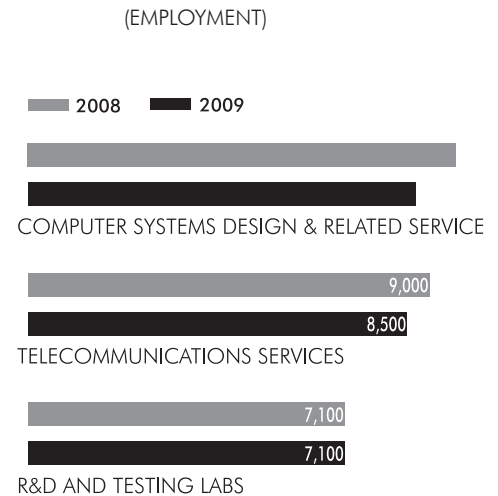
### HIGH-TECH EMPLOYMENT TRENDS



### METROPOLITAN RANKINGS

**29TH** IN HIGH-TECH EMP. CONCENTRATION  
**22ND** IN HIGH-TECH AVERAGE WAGE

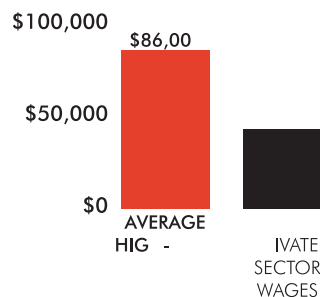
### LEADING HIGH-TECH INDUSTRY SECTORS



**64**  
**OF EVERY**  
**1,000**  
**PRIVATE SECTOR**  
**WORKERS IN**  
**SACRAMENTO**  
**ARE EMPLOYED**  
**BY HIGH-TECH**  
**FIRMS**

### HIGH-TECH WAGE DIFFERENTIAL

**99%** DIFFERENTIAL OF HIGH-TECH WAGES COMPARED TO ALL PRIVATE SECTOR JOBS



Select data are rounded.

SACRAMENTO = CALIFORNIA: El Dorado, Placer, Sacramento, and Yolo Counties

Source: U.S. Bureau of Labor Statistics